

Safety Alert

ARTC No. 79
Issued 28/09/2015

Minimum PPE Requirements for Hot Works (Replaces Safety Alert No.75)

Due to recent incidents, in both the Hunter Valley and Interstate business units, ARTC employees and contractors are reminded of ARTC's minimum PPE requirements for the completion of hot works. See **attached** matrix.

These minimum requirements are based on:

- RTS 3602 *Aluminothermic Welding Manual*;
- Husqvarna's Operator's Manuals; and
- HV Safety Communication issued on 9/6/15.

Please note that there may be some inconsistencies with work method statements (**WMSs**); however, as RTS 3602, the Operator's Manuals and the Safety Communication are higher level documents, they're to be complied with. Further, any inconsistencies will be identified during the review of the WMSs that's currently underway.

Any issues concerning the requirements set out in RTS 3602 are to be directed to Engineering Standards, so they can incorporate them into the next review of the document. This is done by completing EGP0101F-01 *Engineering Document Change Request* and emailing it to standards@artc.com.au.












Please let your compliance team know of any other issues.

For your action

1. Place Safety Alert and matrix on display, make copies available to people who report to you (without regular email access) and ensure that the contents of the safety alert are discussed/explained with team members.
2. Ensure a method of sign-off is obtained (e.g. via tool-box/safety meetings/morning briefings etc.) to verify that the safety alert has been distributed and discussed.
3. Ensure items of PPE are available to team members.
4. Remove Safety Alert Number 75 from Notice Boards.
5. If you have any safety concerns with this safety alert please speak directly to your supervisor.

Further information

All safety alerts issued can be [found here](#).

ARTC	Workers are able to choose different brands &/or styles, as long as they comply with relevant Australian Standard.									
	Hot Works ¹ Minimum PPE Requirements ²	Cutting gap for welding (using K1260 rail saw)	Cutting gap for welding (using K1250 rail saw)	Cutting gap for welding (using oxy)	Preheat the crucible ³	Preheat	The Weld	Break down and cut off of weld	Cutting the Excess Metal Head	Semi- finished & Rough Grinds
Eye/Face PPE										
Safety Glasses						X ₇		X ₅	X ₆	
Goggles (clear)		X ₇	X ₈							X ₉
Flip type goggles with side protection (Shade 5)				X ₁₁	X ₁₂					
Face shield (medium impact & shade 5)		X ₁₃				X ₁₄	X ₁₅			X ₁₆
Other PPE										
Long leather welders gloves (or equivalent)				X ₁₇	X ₁₈	X ₁₉	X ₂₀	X ₂₁	X ₂₂	
Heavy duty, firm grip gloves		X ₂₃	X ₂₄							
Long pants and shirts (cotton drill or similar – <u>NOT</u> nylon) & safety boots		X ₂₅	X ₂₆	X ₂₇	X ₂₈	X ₂₉	X ₃₀	X ₃₁	X ₃₂	X ₃₃
300mm high leather spats with fire resistant coating		X	X ₃₄	X ₃₅	X ₃₆	X ₃₇	X ₃₈	X ₃₉	X ₄₀	X ₄₁
P2 disposable fume particle mask (note: must be clean shaven to ensure seal)		X ₄₃	X ₄₄				X ₄₅			
Hearing protection eg ear muffs or plugs (Class 5)		X ₄₆	X ₄₇						X ₄₈	X ₄₉
Protective helmet		X ₅₀	X ₅₁							

1 Heat and spark generating work.

2 Note: photos are provided as an illustrative example of the requirement. Workers are able to choose different brands &/or styles, as long as they comply with relevant Australian Standard.

3 Note: wash hands after applying the luting to minimise skin irritation.

4 Para 13, RTS 3602

5 Para 15, RTS 3602

6 Para 16, RTS 3602

7 Husqvarna Operator's Manual (K1260).

8 Must wear goggles or a visor. Husqvarna Operator's Manual (K1250).

9 Note: RTS 3602 allows for flip type goggles; however, HV5 Safety Communication Hot Work (issued 9/6/15) requires safety goggles and face shield.

10 Note: goggles and face shield (shade 5) could be worn instead of flip type goggles.

11 Para 7, RTS 3602

12 Para 12.2, RTS 3602

13 Can be clear. Husqvarna Operator's Manual (K1260)

14 Para 13, RTS 3602

15 Para 14, RTS 3602

16 Clear shield can be worn. HV5 Safety Communication Hot Work (issued 9/6/15). HV5 Safety Communication requires safety goggles and a face shield (and a P2 mask is not required), so the Vadar Goggle-Visor Combination could be worn.

17 Para 7, RTS 3602

18 Para 12.2, RTS 3602

19 Para 13, RTS 3602

20 Para 14, RTS 3602

21 Para 15, RTS 3602

22 Para 16, RTS 3602

23 Husqvarna Operator's Manual (K1260)

24 Husqvarna Operator's Manual (K1250)

25 Husqvarna Operator's Manual (K1260)

26 Husqvarna Operator's Manual (K1250)

27 Para 7, RTS 3602

28 Para 12.2, RTS 3602

29 Para 13, RTS 3602

30 Para 14, RTS 3602

31 Para 15, RTS 3602

32 Para 16, RTS 3602

33 Para 16.3, RTS 3602

34 Husqvarna Operator's Manual (K1250)

35 Para 7, RTS 3602

36 Para 12.2, RTS 3602

37 Para 13, RTS 3602

38 Para 14, RTS 3602

39 Para 15, RTS 3602

40 Para 16, RTS 3602

41 Para 16.3, RTS 3602

42 For welder, welder's assistant and any other personnel remaining within 10m of the welding process.

43 Husqvarna Operator's Manual (K1260)

44 Husqvarna Operator's Manual (K1250)

45 Para 14, RTS 3602

46 Husqvarna Operator's Manual (K1260)

47 Husqvarna Operator's Manual (K1250)

48 Para 16, RTS 3602

49 Para 16.3, RTS 3602

50 Husqvarna Operator's Manual (K1260)

51 Husqvarna Operator's Manual (K1250)